

ANNEX IV

Periodic disclosure for the financial products referred to in Article 8, paragraphs 1, 2 and 2a, of Regulation (EU) 2019/2088 and Article 6, first paragraph, of Regulation (EU) 2020/852

Product name: Nordic Investment Opportunities CIV II K/S

Legal entity identifier: (Cvr. No.) 41 17 24 87

Environmental and/or social characteristics

Did this financial product have a sustainable investment objective?

Yes

It made **sustainable investments with an environmental objective:** ___%

- in economic activities that qualify as environmentally sustainable under the EU Taxonomy
- in economic activities that do not qualify as environmentally sustainable under the EU Taxonomy

It made **sustainable investments with a social objective:** ___%

No

It **promoted Environmental/Social (E/S) characteristics** and while it did not have as its objective a sustainable investment, it had a proportion of 0% of sustainable investments

- with an environmental objective in economic activities that qualify as environmentally sustainable under the EU Taxonomy
- with an environmental objective in economic activities that do not qualify as environmentally sustainable under the EU Taxonomy
- with a social objective

It promoted E/S characteristics, but **did not make any sustainable investments**

The following legal entities, Nordic Investment Opportunities CIV II K/S (CVR no. 41172487) and Nordic Investment Opportunities VSO Feeder II K/S (CVR no. 41324708) as well as associated alternative investment vehicles (each of which is an alternative investment fund) are part of a whole fund structure (collectively "NIO CIV II" or "The financial product" or the "Fund"), managed by Nordic Investment Opportunities A/S, company number (CVR no.) 39785595 ("NIO" or the "Manager"). The allocation of investors' commitment to each entity is driven by tax, legal and regulatory reasons unrelated to NIO CIV II's sustainability objectives. Furthermore, an investor's exposure to the underlying assets of NIO CIV II is not affected by the allocation of its commitment to any one particular legal entity comprised by NIO CIV II. For these reasons, NIO CIV II is for the purposes of this periodic disclosure deemed to be a single financial product.



To what extent were the environmental and/or social characteristics promoted by this financial product met?

During the reporting period from 01.01.2024 – 31.12.2024, the fund was 51% invested in private equity, 37% invested in infrastructure and 12% invested in Real Estate. Common to all commitments given to underlying investments (“Master Funds”), is that they scored an acceptable rating in the ESG rating tool and thereby complied with the ESG policy of the Manager of the Fund.

The manager promoted social and environmental characteristics for the Fund in the manner described in the Manager's ESG policy. The Fund is made up from 9 unique Master Fund investments, consisting of a great variety of respectively private equity, infrastructure and real estate investments. As a key element of the due diligence process the Manager assessed and ranked the Master Funds upon their individual ESG rating. The ESG rating has been made upon the basis of the Manager's comprehensive ESG rating tool, which aims to identify weaknesses or missing elements in the investment- or ESG policies from Manager of the Master Funds.

In line with the ESG policy of the Manager, no master fund investments are engaged in the manufacture of weapons nor involved in the development, production or storage of nuclear weapons. Moreover, the environmental consequences related to the construction process for infrastructure assets owned, specifically in relation to the use of hazardous materials and construction work in general as well as ongoing operations, has been minimized in accordance with good industry practice, by only investing with Master Fund Managers, with the highest ESG rating.

Sustainability indicators measure how the environmental or social characteristics promoted by the financial product are attained.

● **How did the sustainability indicators perform?**

The Manager has received sufficient disclosure from the Managers of the Master Funds. Each individual investments made has successfully complied with the Manager's ESG rating tool and no ESG events has been recorded during the year. As described in the ESG policy of the Manager and in the room of the Funds activities, the scope of the Funds current Master fund investments does not consider impacts of investment decisions on sustainability factors.

● **...and compared to previous periods?**

Compared to previous period, the Fund has made no changes in its commitments given to investments. While the assets in the underlying portfolio has changed slightly, no changes have been made, which have been influenced by the Manager of the Fund.

Investments with a satisfying ESG rating		ESG events recorded	
2023	2024	2023	2024
9/9	9/9	0	0

● **What were the objectives of the sustainable investments that the financial product partially made and how did the sustainable investment contribute to such objectives?**

The Funds does not hold- and did not make any sustainable investments.

● **How did the sustainable investments that the financial product partially made not cause significant harm to any environmental or social sustainable investment objective?**

The Funds does not hold- and did not make any sustainable investments.

The EU Taxonomy sets out a “do not significant harm” principle by which Taxonomy-aligned investments should not significantly harm EU Taxonomy objectives and is accompanied by specific Union criteria.

The “do no significant harm” principle applies only to those investments underlying the financial product that take into account the EU criteria for environmentally sustainable economic activities. The investments underlying the remaining portion of this financial product do not take into account the EU criteria for environmentally sustainable economic activities.

Any other sustainable investments must also not significantly harm any environmental or social objectives.

Principal adverse impacts are the most significant negative impacts of investment decisions on sustainability factors relating to environmental, social and employee matters, respect for human rights, anti-corruption and anti-bribery matters.

How were the indicators for adverse impacts on sustainability factors taken into account? As described in the ESG policy of the Manager and in the room of the Funds activities, the scope of the Funds current investments does not consider adverse impacts of investments decisions on sustainability factors.

Were sustainable investments aligned with the OECD Guidelines for Multinational Enterprises and the UN Guiding Principles on Business and Human Rights? The Managers Responsible Investment Policy and the ESG Standards are intended to be aligned with the OECD Guidelines for Multinational Enterprises and the UN Guiding Principles on Business and Human Rights, including the principles and rights set out in the eight fundamental conventions identified in the Declaration of the International Labour Organisation on Fundamental Principles and Rights at Work and the International Bill of Human Rights set of guidelines (the "Guidelines"). During the reference period, there were no known violations of the OECD Guidelines for Multinational Enterprises and the UN Guiding Principles on Business and Human Rights.



How did this financial product consider principal adverse impacts on sustainability factors? *As described in the ESG policy of the Manager and in the room of the Funds activities, the scope of the Funds current investments does not consider adverse impacts of investments decisions on sustainability factors.*

What were the top investments of this financial product?



Gross asset value ("GAV") as per 31 December 2024 is used as the basis for calculating the proportions (%) of investments that are held indirectly via the Funds investments in the Master Funds. As the Fund is a Fund of Funds, the investments listed below are the largest indirectly owned investment of the Fund through its direct investments into its underlying Master Funds. The Fund does not have control over the below listed assets and does not have exhaustive information about the single investments.

Largest investments	Sector	% Assets	Country
PCI Pharma Services	Health Care	5.7%	United States of America
AWP Group Holdings, Inc.	Industrials	3.1%	United States of America
Valia Energia	Renewable Power	2.1%	Mexico
Schellman Holdings, LLC	Information Technology	2.0%	United States of America
Cerity Partners Equity Holding	Financials	1.7%	United States of America
United States Infrastructure Corp.	Industrials	1.7%	United States of America
PracticeTek Holdings, LP	Information Technology	1.5%	United States of America
Trinity Life Sciences	Information Technology	1.5%	United States of America
GPRS Holdings. LLC	Industrials	1.5%	United States of America
Alera Group	Financials	1.5%	United States of America
Parts Authority	Consumer Discretionary	1.4%	United States of America
ProfitSolv Holdings, LP	Financials	1.4%	United States of America
VFS Global	Consumer Discretionary	1.3%	Switzerland
Bluepine Energy	Renewable Power	1.3%	India
OB Hospitalist Group	Health Care	1.3%	United States of America

The list includes the investments constituting the **greatest proportion of investments** of the financial product during the reference period which is: 1 January 2024 – 31 December 2024

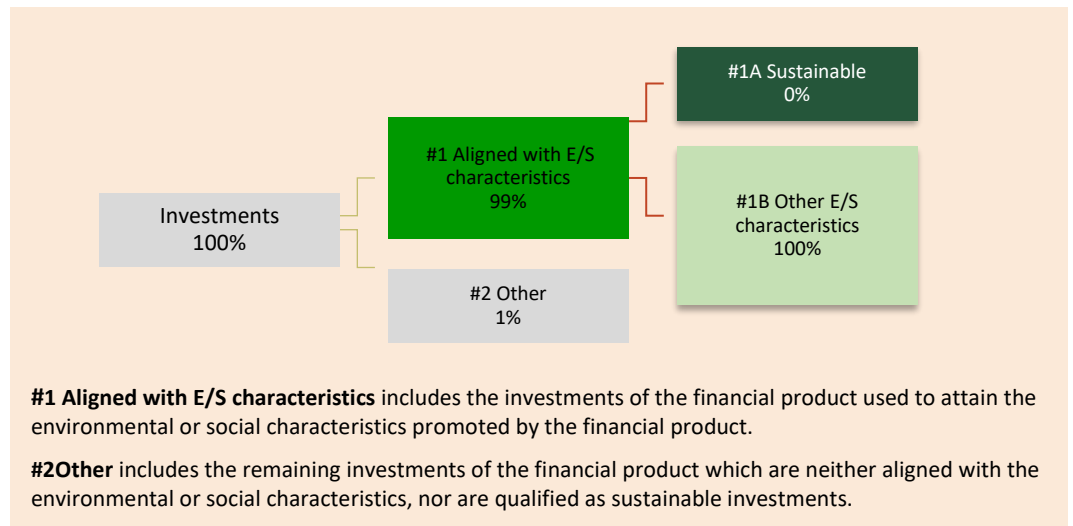


What was the proportion of sustainability-related investments?

The proportion of sustainability investments was 0%

- **What was the asset allocation?** The assets allocation for the financial product in terms of commitments is as follows: 51% invested in Private Equity, 37% Invested in Infrastructure and 12% invested in Real Estate. Looking at the asset allocation by the ending NAV value of the Master Funds relative to the GAV of the Fund as of 31.12.2024, 63% of the portfolio consisted of Private Equity, 26% Infrastructure, 10% Real Estate and the remainder 1% in cash and equivalent.

Asset allocation describes the share of investments in specific assets.



The financial product contains investments with both environmental and social characteristics. A single investment may contribute to both a environmental and social goal and make up a collective allocation of more than 100 percent. No prioritisation has been made between environmental and social goals and the product does not target any specific allocation.

GAV as per 31 December 2024 is used as the basis for calculating the proportion of investments.

	2023	2024
#1 Aligned with E/S characteristics	99%	99%
#2 Other	1%	1%
#1A Sustainable	0%	0%
#1B Other E/S characteristics	100%	100%

● In which economic sectors were the investments made?

On commitment level, the product has committed its capital 51% to Private Equity, 37% to Infrastructure, 12% to Real Estate.

As of 31.12.2024 the portfolio of the product consisted of 22% real estate, 13% industrials, 14% financials, 12% health care, 14% information technology, 15% renewable energy, 6% consumer discretionary, 2% communication services and the remainder various other minorss, as per our GICS classification.

During the reporting period the Fund did not make any new commitments. The commitments given in previous years have been to managers within in previously mentioned assets classes who invest within the above-mentioned industries.

Taxonomy-aligned activities are expressed as a share of:

- **turnover** reflecting the share of revenue from green activities of investee companies.
- **capital expenditure (CapEx)** showing the green investments made by investee companies, e.g. for a transition to a green economy.
- **operational expenditure (OpEx)** reflecting green operational activities of investee companies.



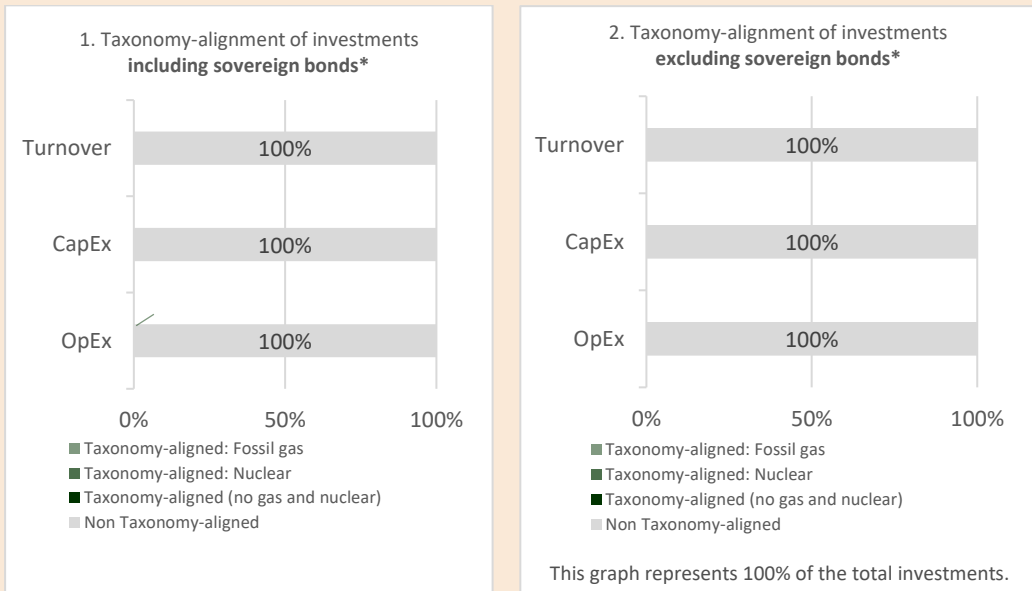
To what extent were the sustainable investments with an environmental objective aligned with the EU Taxonomy?

Not applicable. There are no sustainable investments.

Did the financial product invest in fossil gas and/or nuclear energy related activities complying with the EU Taxonomy¹?

- Yes:
 - In fossil gas
 - In nuclear energy
- No

The graphs below show in green the percentage of investments that were aligned with the EU Taxonomy. As there is no appropriate methodology to determine the taxonomy-alignment of sovereign bonds*, the first graph shows the Taxonomy alignment in relation to all the investments of the financial product including sovereign bonds, while the second graph shows the Taxonomy alignment only in relation to the investments of the financial product other than sovereign bonds.



* For the purpose of these graphs, 'sovereign bonds' consist of all sovereign exposures.

To comply with the EU Taxonomy, the criteria for **fossil gas** include limitations on emissions and switching to fully renewable power or low-carbon fuels by the end of 2035. For **nuclear energy**, the criteria include comprehensive safety and waste management rules.

Enabling activities directly enable other activities to make a substantial contribution to an environmental objective.

Transitional activities are activities for which low-carbon alternatives are not yet available and among others have greenhouse gas emission levels corresponding to the best performance.


What was the share of investments made in transitional and enabling activities? During the reference period, the proportion of investments in enabling activities was 0% and investments in transitional activities was 0%.

	2023	2024
Transational acitvites	0%	0%
Enabling activites	0%	0%

¹ Fossil gas and/or nuclear related activities will only comply with the EU Taxonomy where they contribute to limiting climate change ("climate change mitigation") and do not significantly harm any EU Taxonomy objective - see explanatory note in the left hand margin. The full criteria for fossil gas and nuclear energy economic activities that comply with the EU Taxonomy are laid down in Commission Delegated Regulation (EU) 2022/1214.

- **How did the percentage of investments that were aligned with the EU Taxonomy compare with previous reference periods?** *Based on an extensive assessment, the fund is able to be 0% aligned with the EU taxonomy. The Fund does not hold any sustainable investments. No investments were made with an environmental objective.*

	2023	2024
Turnover	0%	0%
CapEx	0%	0%
OpEx	0%	0%

 are sustainable investments with an environmental objective that **do not take into account the criteria** for environmentally sustainable economic activities under Regulation (EU) 2020/852.



What was the share of sustainable investments with an environmental objective not aligned with the EU Taxonomy?

The Fund does not hold any sustainable investments. No investments were made with an environmental objective.



What was the share of socially sustainable investments?

The Fund does not hold any sustainable investments. No investments were made with an environmental objective.



What investments were included under “other”, what was their purpose and were there any minimum environmental or social safeguards?

The Fund does not hold any sustainable investments. No investments were made with an environmental objective.



What actions have been taken to meet the environmental and/or social characteristics during the reference period?

All investment held by the Fund, has been made after ensuring that the aims, objectives and ESG policy relevant for the Master funds, are aligned with the ESG policy of the Manager. The ratings of the investment have been made, after sufficient evidence has been collected ensuring that the ESG ratings for each Master fund has been conducted on finalised on a true and objective and complete level of data. All investments have been approved by both the risk manager and the investment committee of the Manager who a partly responsible for ensuring ESG alignment.



How did this financial product perform compared to the reference benchmark?

No reference benchmark has been designated for the purpose of attaining the sustainable investment objective.

Reference benchmarks are indexes to measure whether the financial product attains the environmental or social characteristics that they promote.

- **How does the reference benchmark differ from a broad market index?**

Not applicable. No reference benchmark has been identified for this financial product.

- **How did this financial product perform with regard to the sustainability indicators to determine the alignment of the reference benchmark with the environmental or social characteristics promoted?**

Not applicable. No reference benchmark has been identified for this financial product.

- **How did this financial product perform compared with the reference benchmark?**

Not applicable. No reference benchmark has been identified for this financial product.

● ***How did this financial product perform compared with the broad market index?***

Not applicable. No reference benchmark has been identified for this financial product.